

# A Guide to Strong Customer Authentication (SCA)



**Bank of  
Ireland**



# Strong Customer Authentication (SCA)

## **What's it all about?**

We have added an additional layer of security called Strong Customer Authentication (SCA) to online card purchases/payments. This change is part of the PSD2 regulation and will help to fight fraud and make your online transactions even more secure than before.

## How does SCA actually work?

SCA uses two factor authentication - this means that you will need the following two things before you can make an online payment using your bank card:



Something only the user possesses – for example a smart device (smartphone or tablet) or a Physical Security Key\* (PSK)



Something only the user knows – for example your PIN

\*If you don't have a smart device or are unable to use our Bank of Ireland Mobile app, we will provide you with a Physical Security Key on request. This is a small, handheld device that generates a new passcode each time when you use your card for some online purchases to confirm that it is really you who is making a payment.

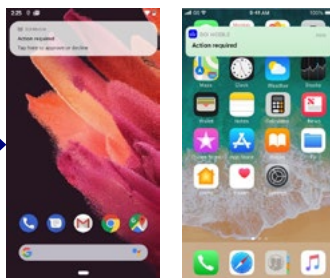
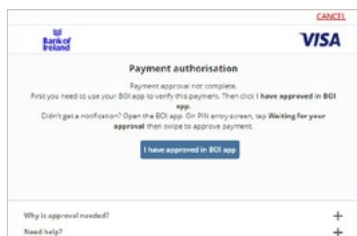
**Please note:** When the Physical Security Keys are available to order, details on how to do so will be provided on the SCA webpage (search “SCA” on the Bank of Ireland website). Further details on PSKs can also be found by searching “PSK” on the Bank of Ireland website.

## How will this work for me?

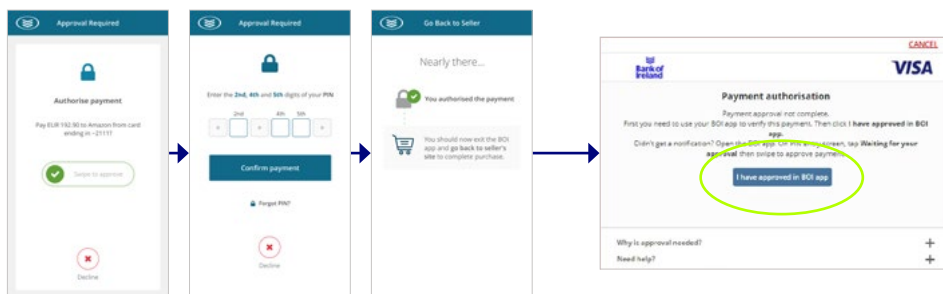
SCA will fully replace the one-time passcodes that are being sent to you by text message today. This means, when you shop online and go to complete a transaction, you may need to approve the transaction using a SCA compliant method. For most customers, this will mean receiving a notification to open the Bank of Ireland Mobile app. For other customers (who will have a PSK) they will get a code from that device instead (see page 7).

## Once SCA is introduced, the approval steps using the Bank of Ireland Mobile app will look like this

When you shop online and go to complete your purchase, you will see a screen on the seller's site asking you to approve the payment in the BOI app.



1. It is important that you do not click 'I have approved in BOI app' until you have completed the authentication in the Bank of Ireland Mobile app in the next steps.
2. The screen will tell you that a 'push' notification has been sent to your primary security device. When you tap on this notification\*, the Bank of Ireland Mobile app will open. See overleaf for details of what to do if the Push Notification does not arrive to your security device.



3. Once you open the Bank of Ireland Mobile app you will need to swipe to the right to approve the transaction and enter 3 digits of your 6 digit 365 PIN. You will then be prompted to exit the Bank of Ireland Mobile app and return to the seller's site to proceed with the transaction.
4. You can now complete the transaction on the seller's site by selecting 'I have approved in BOI app'.  
  
Please note not all seller's sites will display 'I have approved in BOI app'. If they don't, when you return to the seller's site the transaction will be complete.

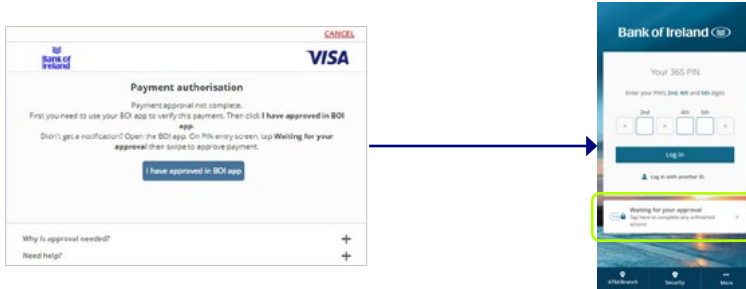
\*Please note that your notification may look different depending on the type of device you have.

# What if I don't receive the 'push' notification?

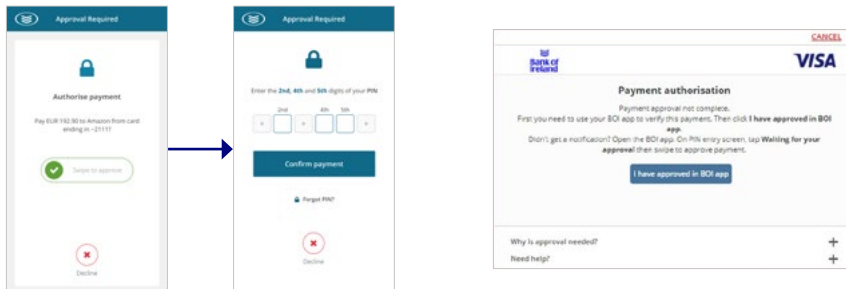
If you do not receive the notification, this may be because:

- ▶ You have your notifications turned off, or;
- ▶ You are not using your primary security device when making your purchase.

In this case, you can retrieve the notification yourself using the 'pull' method. Please see details below on how to do so:



1. You will see a screen on the seller's site asking you to approve the payment in the BOI app. Do not click the 'I have approved in BOI app' until you have completed the authentication in the Bank of Ireland Mobile app.
2. Open up the Bank of Ireland Mobile app on any of your registered security devices where you will see 'Waiting for your approval'.

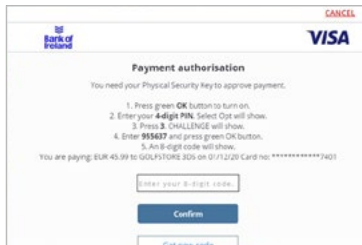


3. You will tap on this, and then swipe to approve the transaction and enter 3 digits of your 6-digit 365 PIN.
4. Once you have approved the purchase in the Bank of Ireland Mobile app, you can then go back to the seller's site and complete the transaction there by selecting 'I have approved in BOI app'.

Please note not all seller's sites will display 'I have approved in BOI app'. If they don't, when you return to the seller's site the transaction will be complete.

## What if I am using a PSK?

Once SCA is introduced, you can authorise payments using your PSK.



**Payment authorisation**

You need your Physical Security Key to approve payment.

1. Press green **OK** button to turn on.
2. Enter your **4-digit PIN**. Select Opt will show.
3. Press **3**. CHALLENGE will show.
4. Enter **955637** and press green OK button.
5. An 8-digit code will show.

You are paying: EUR 45.99 to GOLFSHORE 325 on 01/12/20 Card no: \*\*\*\*\*7301

Enter your 8-digit code

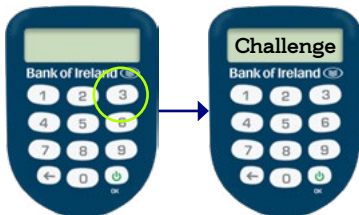
**Confirm**

[Get new code](#)

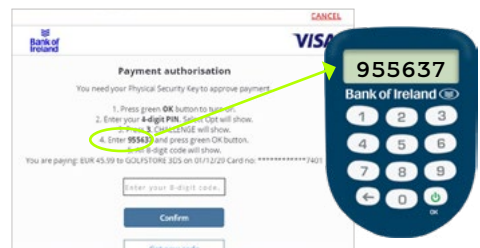


1. When you shop online and go to complete your purchase, you will see a screen on the seller's site asking you to authorise the payment using your Physical Security Key.

2. Turn on your PSK by pressing the green OK button. When prompted, enter in your 4 digit PIN. The screen will show 'Select Opt'.



3. Press 3. The screen will show the word 'Challenge'.



**Payment authorisation**

You need your Physical Security Key to approve payment.

1. Press green **OK** button to turn on.
2. Enter your **4-digit PIN**. Select Opt will show.
3. Press **3**. CHALLENGE will show.
4. Enter **955637** and press green OK button.
5. An 8-digit code will show.

You are paying: EUR 45.99 to GOLFSHORE 325 on 01/12/20 Card no: \*\*\*\*\*7301

Enter your 8-digit code

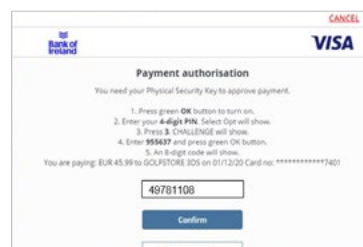
**Confirm**

[Get new code](#)

4. Enter the code provided on the payment authorisation screen and press the green OK button. In this example the code is 955637.



5. An 8 digit number will show on the screen.



**Payment authorisation**

You need your Physical Security Key to approve payment.

1. Press green **OK** button to turn on.
2. Enter your **4-digit PIN**. Select Opt will show.
3. Press **3**. CHALLENGE will show.
4. Enter **955637** and press green OK button.
5. An 8-digit code will show.

You are paying: EUR 45.99 to GOLFSHORE 325 on 01/12/20 Card no: \*\*\*\*\*7301

49781108

**Confirm**

[Get new code](#)

6. Enter this 8 digit number into the box on the seller's site as shown above, and press 'Confirm'.

**For more information,  
please search “SCA” on the  
Bank of Ireland website.**

Bank of Ireland is regulated by the Central Bank of Ireland.

